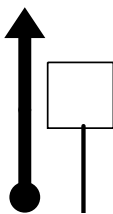
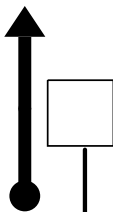
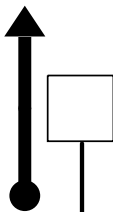
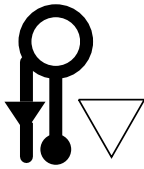
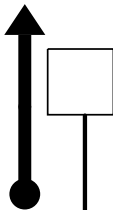
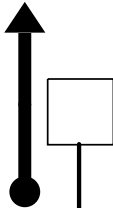
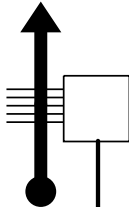


VI RALLY LUGO-CENTOLLO				Etapa
TRAMO CALIBRACIÓN ➔			Sección	
			Distancia	5.000 km
			Tiempo	0:00:00 h:m:s
			Velocidad	km/h
			Página	1
Total	Parcial			N547 PK 34
0.000	0.000	1		Dist. regr. 5.000
Total	Parcial			PK 35
0.880	0.880	2		Dist. regr. 4.120
Total	Parcial			PK 36
1.820	0.940	3		Dist. regr. 3.180
Total	Parcial			Ceda en el suelo
2.430	0.610	4		Dist. regr. 2.570
Total	Parcial			PK 36
3.180	0.750	5		Dist. regr. 1.820
Total	Parcial			PK 35
4.130	0.950	6		Dist. regr. 0.870
Total	Parcial			En señal paso de cebra
5.000	0.870	7		Dist. regr. 0.000